


Shops at Bloomfield Station

300 Glenwood Avenue, Bloomfield, New Jersey

Availability

- +/- 4,080 SF (Can be Demised + Former Restaurant)
- +/- 5,250 SF (Former Restaurant)

Co-Tenancy



Market Activators & Neighboring Retailers

- Barnes & Noble
- Bloomfield College
- Bloomfield High School
- Bloomfield Municipal Offices
- Bloomfield Train Station
- CVS
- IHOP
- Starbucks

Demographics

Radius	Residential Population	Total Households	Median HH Income	Daytime Population
1 Mile	32,822	12,626	\$80,841	25,539
3 Mile	321,137	120,270	\$58,742	260,258
5 Mile	703,459	260,944	\$62,048	680,677

Retail for Lease - Contact

Ryan Starkman
 Ph. 732-724-4501
 ryan@piersonre.com

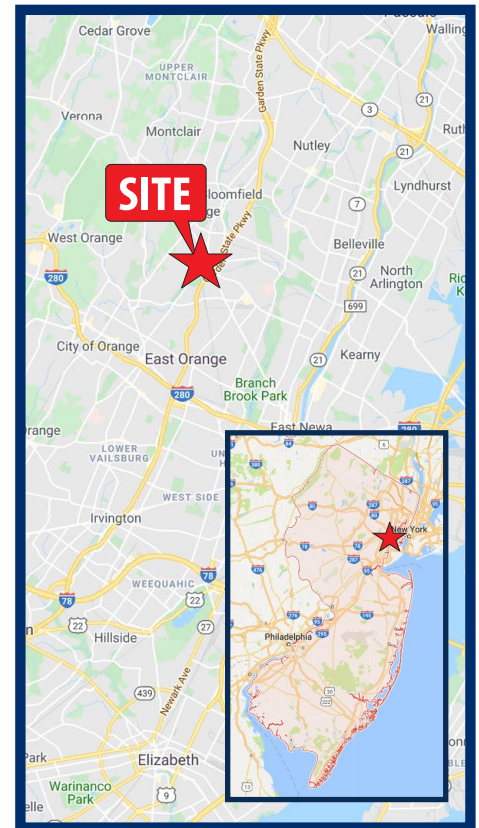
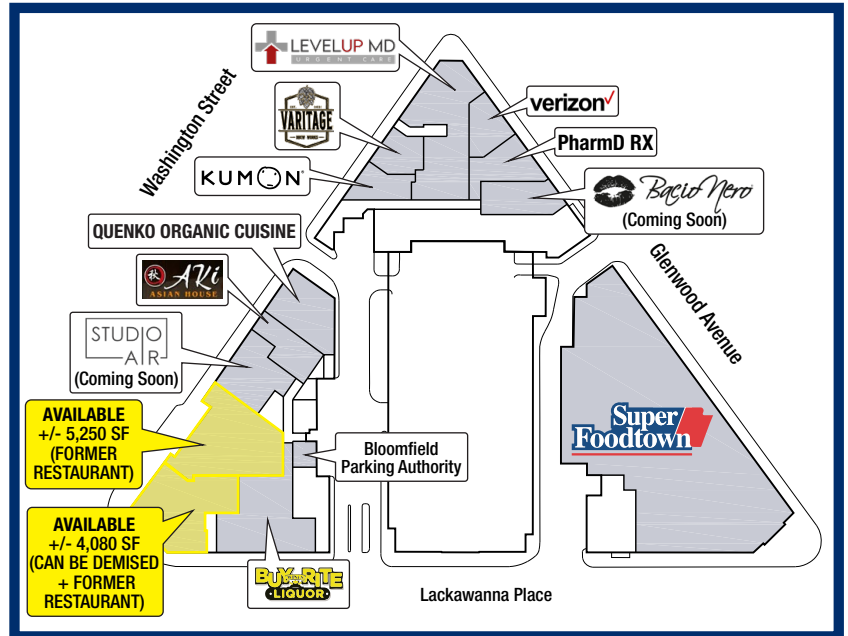
PIERSON
 COMMERCIAL REAL ESTATE®

Shops at Bloomfield Station

300 Glenwood Avenue, Bloomfield, New Jersey

Site Description

- Former restaurant in the heart of Downtown Bloomfield's "5 Corners"
- Located directly adjacent to the Bloomfield Train Station with over 1,500 daily riders with direct service to NY Penn Station within approximately 30 minutes
- Tremendous residential growth in the market as 571 multi-family units are being actively developed on both sides of the property
- Strong co-tenancy with the area's only supermarket, Jacks' Super Foodtown, located on-site anchoring the retail
- High density market with over 300,000 residents within 3-miles of the property



Retail for Lease - Contact


Ryan Starkman
 Ph. 732-724-4501
ryan@piersonre.com

PIERSON
 COMMERCIAL REAL ESTATE®

Shops at Bloomfield Station

300 Glenwood Avenue, Bloomfield, New Jersey

Former Restaurant



Retail for Lease - Contact

Ryan Starkman
Ph. 732-724-4501
ryan@piersonre.com

PIERSON
COMMERCIAL REAL ESTATE®